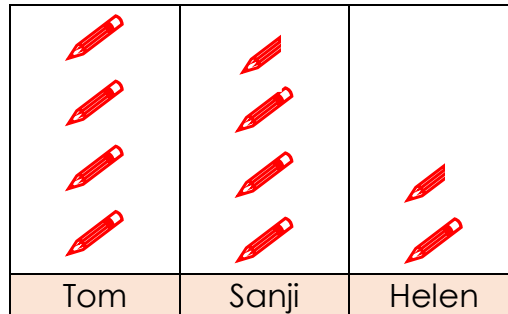


Discrete data is data that you can count. It can be represented in lots of ways...

Tally chart showing the number of pages written

Names	Number of pages
Tom	
Sanji	
Helen	

Pictogram showing the number of pages written

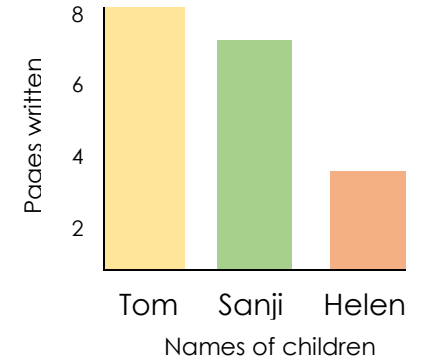


= 2 pages = 1 page

Table showing the number of pages written

Names	Number of pages
Tom	8
Sanji	7
Helen	3

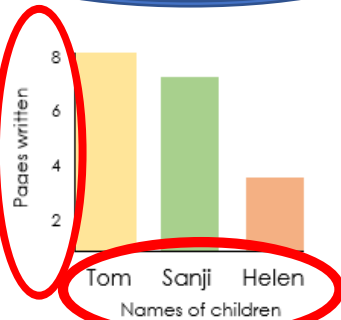
Bar chart showing the number of pages written



VOCABULARY

- statistics
- data
- interpret
- represent
- bar chart
- pictogram
- tally chart
- table

Bar chart showing the number of pages written



Bar charts, pictograms, tally charts and tables need a **title/headings** and **labels** to explain what the data is about.

Tally chart showing the number of pages written

Names	Number of pages
Tom	
Sanji	
Helen	

Flavours	Votes
Salt and vinegar	12
Cheese and onion	9
Ready salted	5
Prawn cocktail	4

Year 4 were asked their favourite flavour crisps. The data was recorded in a table.

- 1) Which was the least popular flavour? (least = smallest amount)
- 2) Which was the most popular flavour? (most = largest amount)
- 3) How many children were asked altogether?

Prawn cocktail
Salt and vinegar
30